

2008 Honda Accord



Remote Start, Security, Keyless Entry, Accessories


Item	Wire Color	Polarity	Wire Location
12 Volts	white (50A)	+	ignition switch, white 5 pin plug, pin 2
Second 12 Volts	yellow (40A or 60A)	+	driver dash fuse box, lt. green 33 pin plg, pin 18
Starter	yellow	+	ignition switch, white 5 pin plug, pin 1
Second Starter	N/A		
Ignition	blue	+	ignition switch, white 5 pin plug, pin 5
Second Ignition	N/A		
Third Ignition	N/A		
Accessory	orange	+	ignition switch, white 5 pin plug, pin 3
Second Accessory	red	+	ignition switch, white 5 pin plug, pin 4
Third Accessory	N/A		
Keysense	white	-	ignition key switch, green 6 pin plug, pin 1
Data Bus	lt. green (immobilizer data), yel (ign), brn (gnd)	data	Immobilizer Control Unit, white 7 pin plug, pins 6, 2, and 7
Can Bus High	pink	data	Immobilizer Control Unit, white 7 pin plug, pin 4
Can Bus Low	blue	data	Immobilizer Control Unit, white 7 pin plug, pin 3
Can Bus Sw	N/A		
Power Lock	use factory alarm arm		
Power Unlock	use factory alarm disarm		
Lock Motor	orange	5 wire	driver kick (2 dr), driver dash fuse box, lt. grn 16 pin plg, pin 9 (4 dr)
Driver Unlock Motor	yellow	5 wire	driver kick, door harness
Passenger Unlock Motor	yellow	5 wire	driver dash fuse box, lt. green 16 pin plug, pin 2 (4 dr)
Parking Lights (-)	gray	-	headlight switch, black/white 12 pin plug, pin 11
Parking Lights (+)	red (left front, and rear)	+	driver dash fuse box, lt. green 16 pin plug, pin 11
Hazards	green	+	hazard switch, white 6 pin plug, pin 2
Turn Signal (Left)	blue	+	driver dash fuse box, lt. green 16 pin plug, pin 13
Turn Signal (Right)	green	+	driver dash fuse box, lt. green 16 pin plug, pin 7
Headlight	brown	-	headlight switch, black/white 12 pin plug, pin 10
AutoLights	red (ground to turn off autolights)	-	headlight switch, black/white 12 pin plug, pin 9
Reverse Light	lt. blue	+	driver dash fuse box, lt. green 16 pin plug, pin 6
Left Front Door Trigger	brown	-	driver dash fuse box, lt. green 16 pin plug, pin 12
Right Front Door Trigger	green	-	pass kick fuse box, lt. green 38 pin plug, pin 3
Left Rear Door Trigger	lt. green	-	driver dash fuse box, lt. green 16 pin plug, pin 4
Right Rear Door Trigger	lt. green	-	pass kick fuse box, lt. green 38 pin plug, pin 25

Remote Start, Security, Keyless Entry, Accessories (Continued)


Item	Wire Color	Polarity	Wire Location
Dome Supervision	pink	-	below dr dash fuse box, wh 4 pin plg, pin 2, or wh 20 pin plg, pin 12
Trunk/Hatch Pin	white	-	driver dash fuse box, lt. green 16 pin plug, pin 5
Rear Glass Pin	N/A		
Hood Pin	green/black	-	driver dash fuse box, lt. green 13 pin plug, pin 3
Trunk/Hatch Release	use trunk release motor		
Trunk Release Motor	orange	+	driver dash fuse box, lt. green 16 pin plug, pin 16
Fuel Door Release	N/A		
Power Sliding Door (Left)	N/A		
Power Sliding Door (Right)	N/A		
Factory Alarm Arm	orange	-	power window master switch, gray 37 pin plug, pin 28
Factory Alarm Disarm	brown and white (double pulse)	-	power window master switch, gray 37 pin plug, pins 29 and 31
Disarm No Unlock	see factory alarm disarm		
Trunk Alarm Shunt	N/A		
Tachometer	NOT yellow/black	ac	any fuel injector
Wait to Start	N/A		
Neutral Safety	N/A		
Clutch Pedal	black (in), orange (out)	- N.O.	clutch switch, yellow 2 pin plug, pins 2 and 1
Fuel Pump	pink	+	driver dash fuse box, lt. green 16 pin plg, pin 10
Rear Defroster	brown	- latched	driver dash fuse box, lt. green 33 pin plug, pin 6
Mirror Defroster	orange (L), orange (R)	+ latched	each front power window switch, gray 37 pin plug, pin 1
Left Front Heated Seat	red (L), white (H)	+ latched	driver seat heater switch, blue 6 pin plug, pins 3 and 6
Right Front Heated Seat	green (L), purple (H)	+ latched	passenger seat heater switch, white 7 pin plug, pins 4 and 7
Speed Sense	blue (1 CD disc player only)	ac	radio, gray 24 pin plug, pin 15
Brake Wire	lt. green	+	brake switch or driver dash fuse box, lt. green 33 pin plug, pin 20
Parking Brake	lt. green	-	parking brake switch
Horn Trigger	orange or green/yellow	-	horn switch or driver dash fuse box, lt. green 33 pin plug, pin 23
Wipers	orange (L), white (H)	-	wiper switch, black/white 8 pin plug, pins 2 and 4
Left Front Window (Up/Down)	use factory alarm arm/disarm		
Right Front Window (Up/Down)	see left front window		
Left Rear Window (Up/Down)	see left front window		
Right Rear Window (Up/Down)	see left front window		
Sun Roof (Open/Close)	use factory alarm arm/disarm		
Sun Roof (Limit/Close)	N/A		
Memory Seat 1	N/A		
Memory Seat 2	N/A		
Memory Seat 3	N/A		

<i>Audio</i>			
Item	Wire Color	Polarity	Wire Location
Radio 12V	white	+	radio, gray 24 pin plug, pin 24
Radio Ground	brown	-	radio, gray 24 pin plug, pin 12
Radio Ignition	purple	+	radio, gray 24 pin plug, pin 14
Radio Illumination	gray (parking lights), red (dimmer)	+,-	radio, gray 24 pin plug, pins 13 and 1
Factory Amp Turn-on	white	+	radio, gray 24 pin plug, pin 17
Power Antenna	black	+	radio, gray 3 pin plug, pin 3
Left Front Speaker (+/-)	lt. green - pink or green - red	+,-	radio, gray 24 pin plug, pins 23 and 22
Right Front Speaker (+/-)	gray - red or green - red	+,-	radio, gray 24 pin plug, pins 19 and 18
Left Rear Speaker (+/-)	yellow - brown or green - red	+,-	radio, gray 24 pin plug, pins 11 and 10
Right Rear Speaker (+/-)	blue - orange or green - red	+,-	radio, gray 24 pin plug, pins 7 and 6
Center Channel (+/-)	N/A		
Subwoofer (+/-)	green - red	+,-	radio, gray 8 pin plug, pins 8 and 6
Aux. Audio Input Left (+/-)	red - black (common)	+,-	radio, gray 12 pin plug, pins 7 and 1
Aux. Audio Input Right (+/-)	white - black (common)	+,-	radio, gray 12 pin plug, pins 8 and 1
RSE Video (+/-)	N/A		
RSE Audio Left (+/-)	N/A		
RSE Audio Right (+/-)	N/A		
Satellite Radio 12 Volts	white	+	XM Receiver, white 14 pin plug, pin 1
Satellite Radio Ground	black	-	XM Receiver, white 14 pin plug, pin 11
Satellite Radio Ignition	lt. blue	+	XM Receiver, white 14 pin plug, pin 2
Satellite Radio Antenna	(coaxial cable)		
Satellite Audio Left (+/-)	black - red	+,-	XM Receiver, white 14 pin plug, pins 6 and 14
Satellite Audio Right (+/-)	green - white	+,-	XM Receiver, white 14 pin plug, pins 5 and 13


<i>What Fits</i>			
Item	Size	Depth	Location
Headunit	irregular		center of dash
Left Front Speaker	6.5		left front door
Left Front Tweeter			left front door
Right Front Speaker	6.5		right front door
Right Front Tweeter			right front door
Left Rear Speaker	6.5		left rear deck
Left Rear Tweeter	N/A		
Right Rear Speaker	6.5		right rear deck
Right Rear Tweeter	N/A		
Center Channel	N/A		
Subwoofer	8		top center of rear deck
Left Front Headrest			
Right Front Headrest			
Left Rear Headrest			
Right Rear Headrest			
Satellite Radio Tuner			right side of luggage compartment

Wiring Photo and Notes: 12 Volts**Notes:**


There are currently no notes for this item.

Wiring Photo and Notes: Starter**Notes:**


There are currently no notes for this item.

Wiring Photo and Notes: Ignition**Notes:**

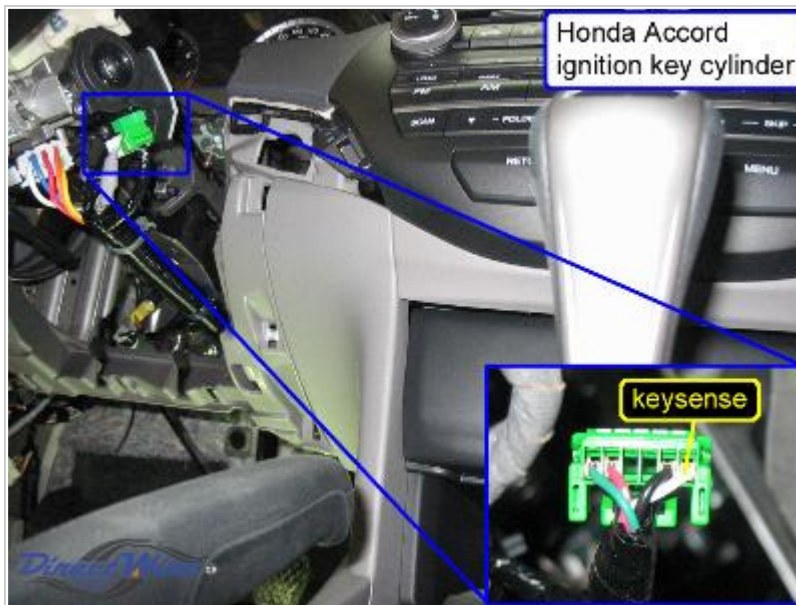
There are currently no notes for this item.

Wiring Photo and Notes: Accessory**Notes:**

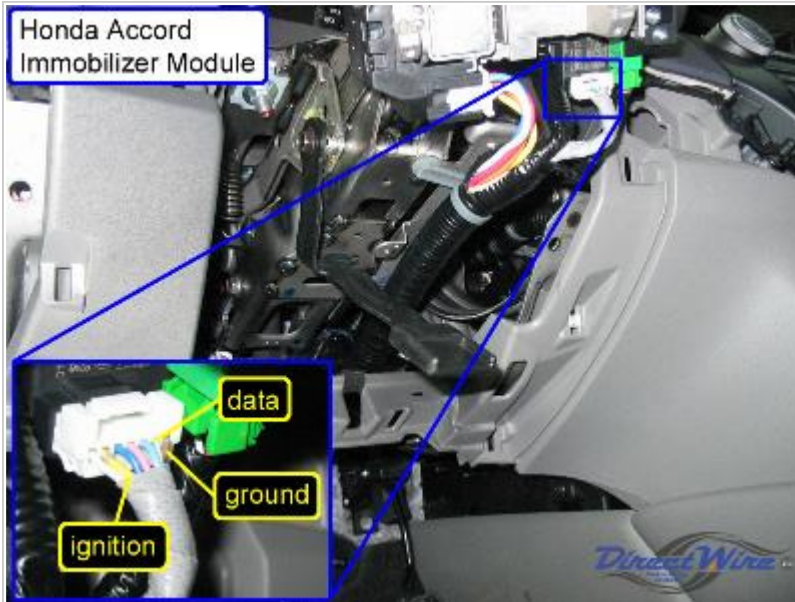
There are currently no notes for this item.

Wiring Photo and Notes: Second Accessory**Notes:**


There are currently no notes for this item.

Wiring Photo and Notes: Keysense**Notes:**

There are currently no notes for this item.


Wiring Photo and Notes: Data Bus**Notes:**

The Immobilizer Control Unit is around the ignition key switch.

Wiring Photo and Notes: Can Bus High**Notes:**

The Immobilizer Control Unit is around the ignition key switch.

Honda Accord Immobilizer Module

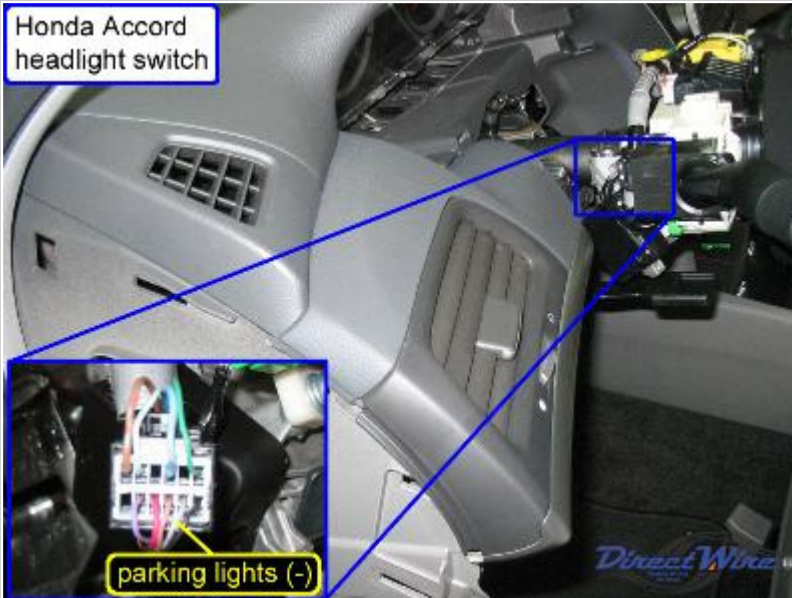


The Immobilizer Control Unit is around the ignition key switch.

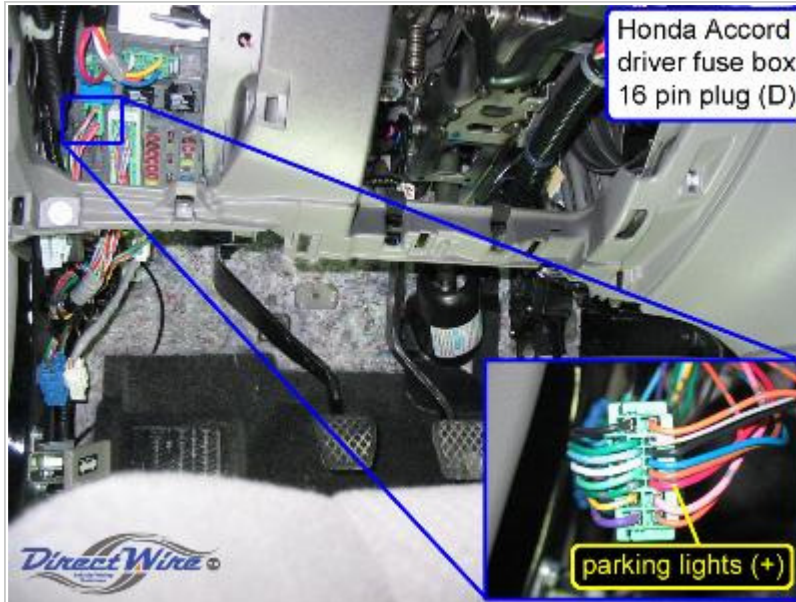
Notes:

On the 2 door models, it is lt. green at the passenger kick fuse box, white/lt. green 38 pin plug, pin 20.


Honda Accord
headlight switch



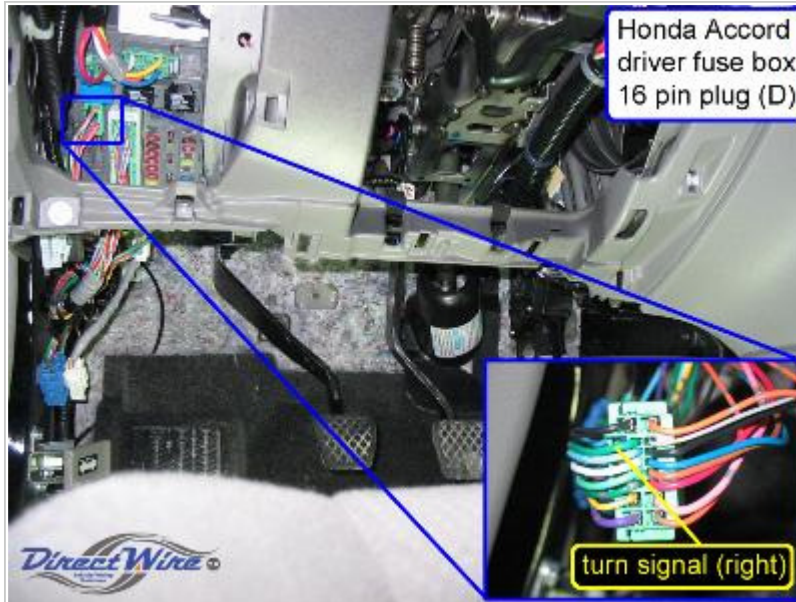
There are currently no notes for this item.

Wiring Photo and Notes: Parking Lights (+)**Notes:**

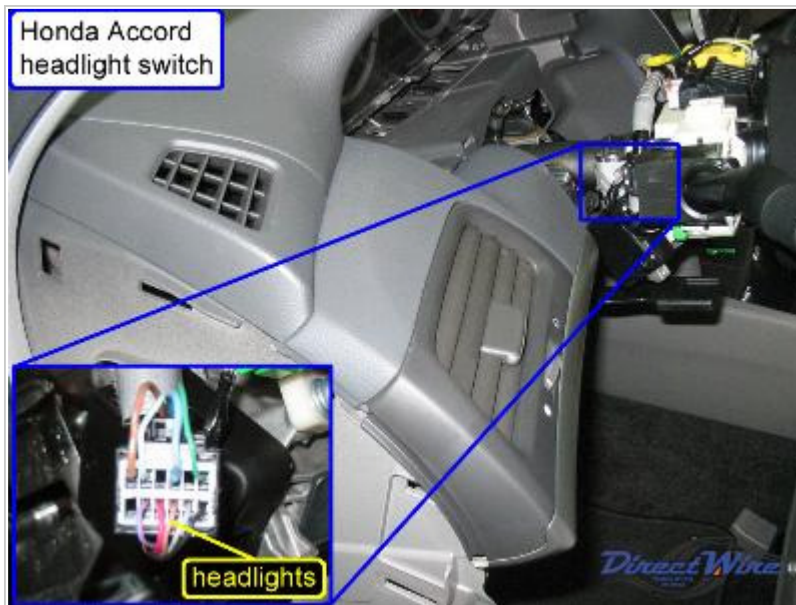
The right front wire is gray (+) at the passenger kick fuse box, lt. green 18 pin plug, pin 12.

Wiring Photo and Notes: Turn Signal (Left)**Notes:**

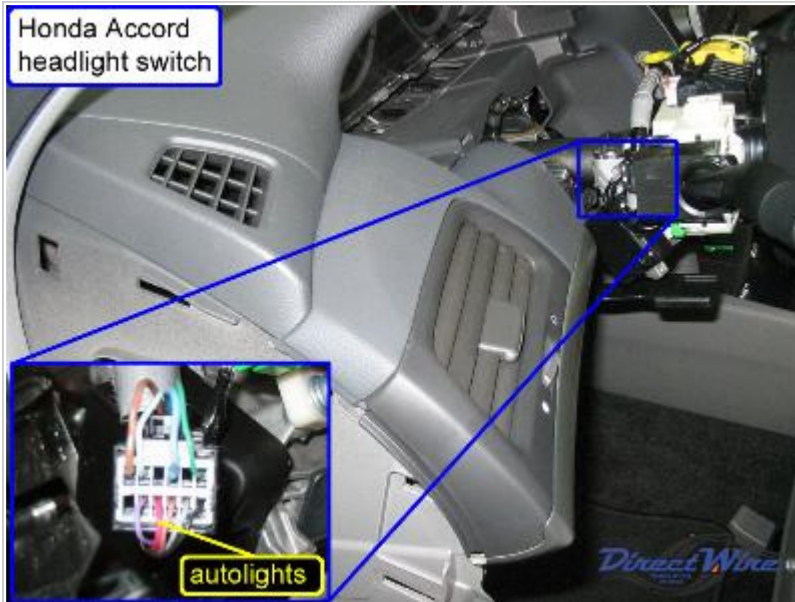
There are currently no notes for this item.

Wiring Photo and Notes: Turn Signal (Right)**Notes:**


There are currently no notes for this item.

Wiring Photo and Notes: Headlight**Notes:**

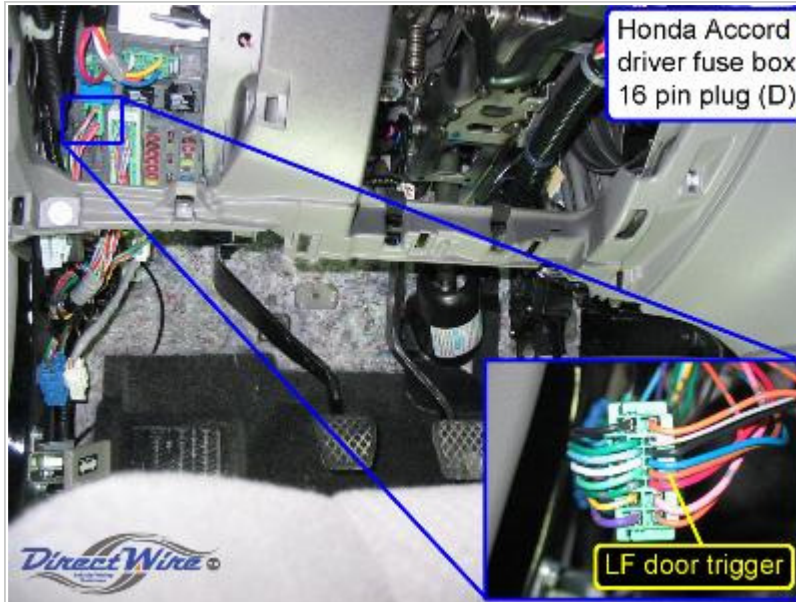
There are currently no notes for this item.

Wiring Photo and Notes: AutoLights**Notes:**


There are currently no notes for this item.

Wiring Photo and Notes: Reverse Light**Notes:**

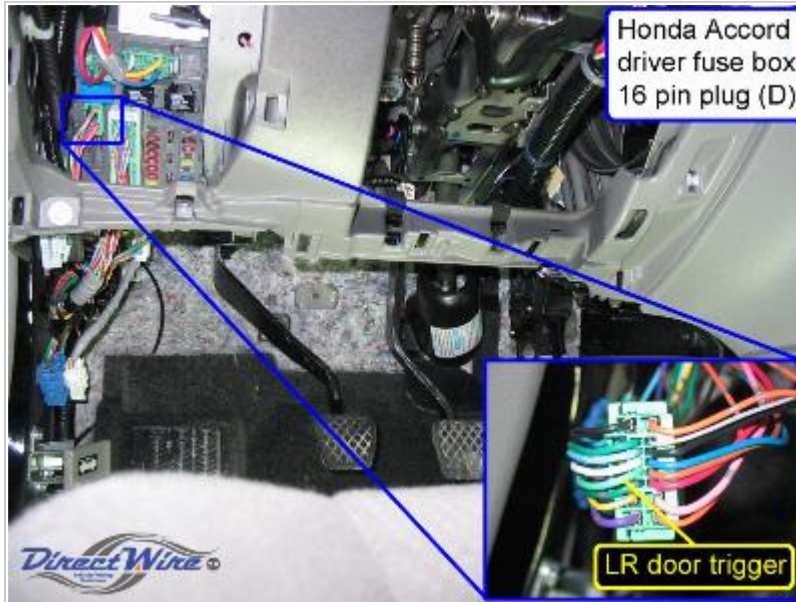
There are currently no notes for this item.

Wiring Photo and Notes: Left Front Door Trigger**Notes:**


There are currently no notes for this item.

Wiring Photo and Notes: Right Front Door Trigger**Notes:**

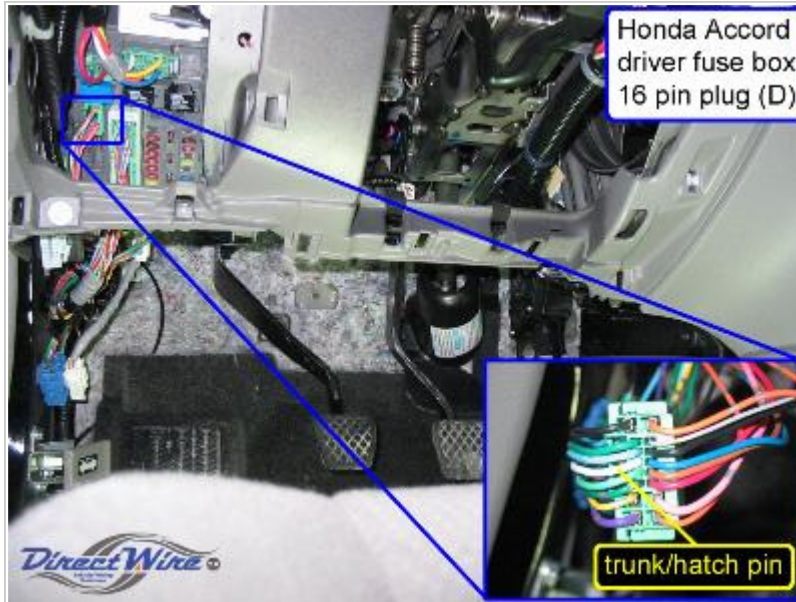
On some models, it is at the passenger kick fuse box, lt. green 16 pin plug, pin 15.

Wiring Photo and Notes: Left Rear Door Trigger**Notes:**


There are currently no notes for this item.

Wiring Photo and Notes: Right Rear Door Trigger**Notes:**


On some models, it is at the passenger kick fuse box, lt. green 16 pin plug, pin 14.

Wiring Photo and Notes: Trunk/Hatch Pin**Notes:**

There are currently no notes for this item.

Wiring Photo and Notes: Hood Pin**Notes:**

There are currently no notes for this item.

Wiring Photo and Notes: Trunk Release Motor**Notes:**

There are currently no notes for this item.

*Wiring Notes: Factory Alarm Arm***Notes:**

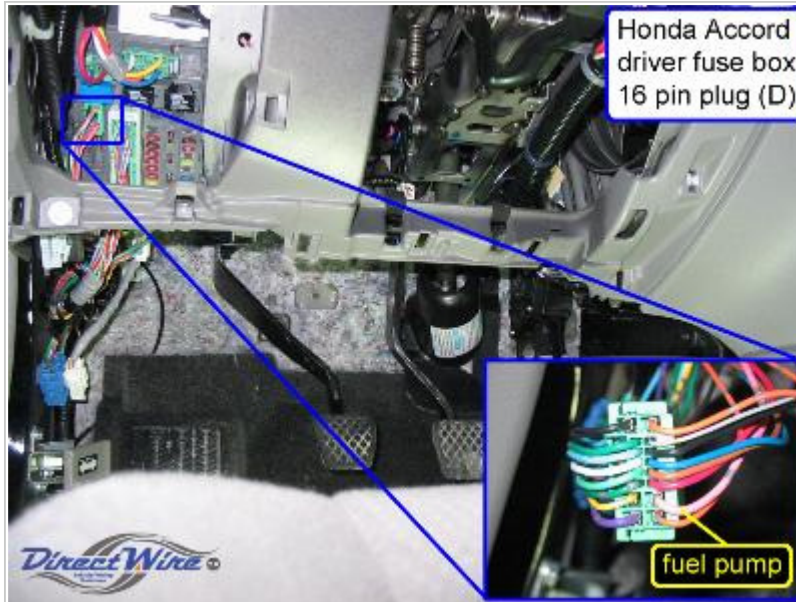
Meter this wire while turning the key in the driver door key cylinder.

*Wiring Notes: Factory Alarm Disarm***Notes:**

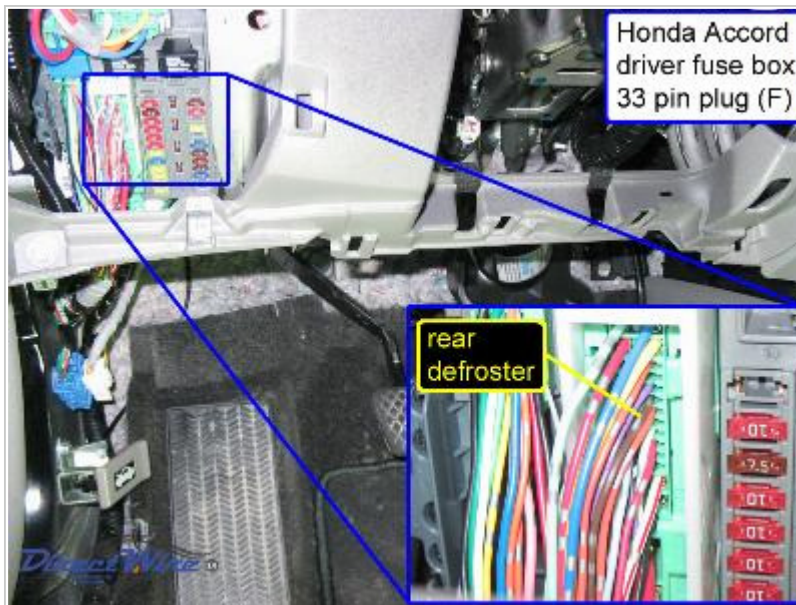
Meter these wires while turning the key in the driver door key cylinder. Brown is the driver door key cylinder unlock wire and white is the door unlock detection wire. Use both wires and diode isolate each.

*Wiring Notes: Tachometer***Notes:**

On vehicles with active noise control, can also use blue to yellow below the driver dash fuse box, white or blue 20 pin plug, pin 18.

Wiring Photo and Notes: Fuel Pump**Notes:**

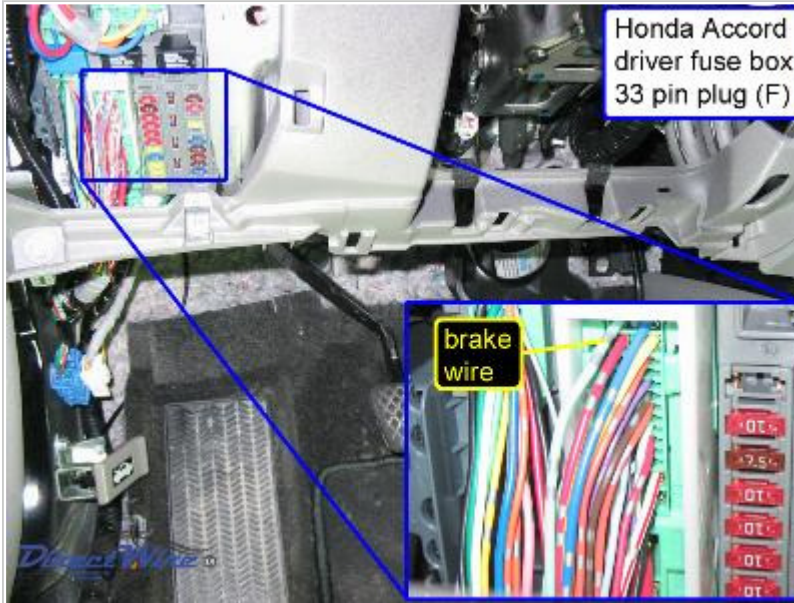
There are currently no notes for this item.

Wiring Photo and Notes: Rear Defroster**Notes:**

There are currently no notes for this item.

*Wiring Notes: Speed Sense***Notes:**

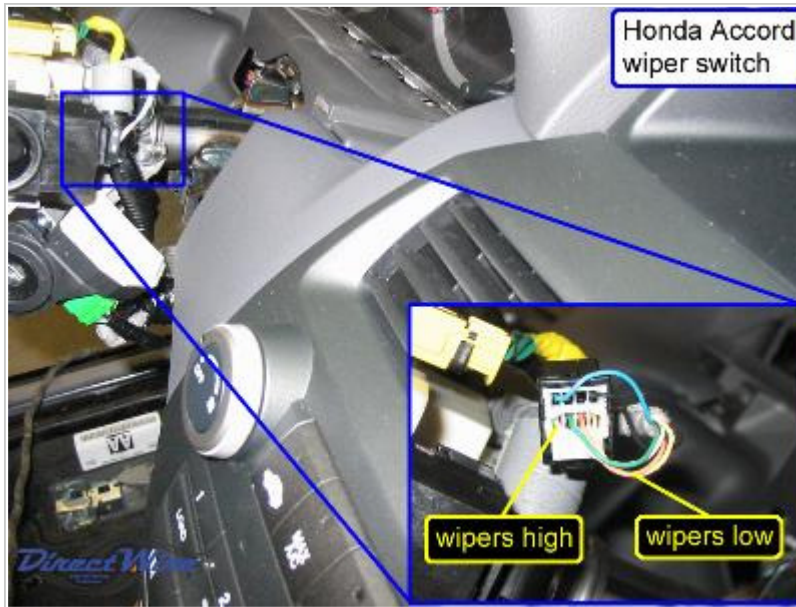
Also found below the driver dash fuse box, white or blue 20 pin plug, pin 14.

Wiring Photo and Notes: Brake Wire**Notes:**

There are currently no notes for this item.

Wiring Photo and Notes: Horn Trigger**Notes:**

There are currently no notes for this item.

Wiring Photo and Notes: Wipers**Notes:**

There are currently no notes for this item.

*Wiring Notes: Radio Illumination***Notes:**

These wires are only on vehicles with 1 CD disc player. On vehicles with 6 CD disc changer, the illumination is CAN bus controlled.

*Wiring Notes: Left Front Speaker (+/-)***Notes:**

If equipped, the amplifier is under the passenger dash, above the passenger kick. On vehicles with amplifier, the speaker wires are green - purple at the amplifier, gray 18 pin plug, pins 16 and 7.

*Wiring Notes: Right Front Speaker (+/-)***Notes:**

If equipped, the amplifier is under the passenger dash, above the passenger kick. On vehicles with amplifier, the speaker wires are pink - white at the amplifier, gray 18 pin plug, pins 15 and 6.

*Wiring Notes: Left Rear Speaker (+/-)***Notes:**

If equipped, the amplifier is under the passenger dash, above the passenger kick. On vehicles with amplifier, the speaker wires are yellow - brown at the amplifier, gray 18 pin plug, pins 13 and 4.

*Wiring Notes: Right Rear Speaker (+/-)***Notes:**

If equipped, the amplifier is under the passenger dash, above the passenger kick. On vehicles with amplifier, the speaker wires are blue - orange at the amplifier, gray 18 pin plug, pins 12 and 3.

*Wiring Notes: Subwoofer (+/-)***Notes:**

If equipped, the amplifier is under the passenger dash, above the passenger kick. On vehicles with amplifier, the speaker wires are gray - lt. blue at the amplifier, gray 18 pin plug, pins 10 and 1.

*Wiring Notes: Aux. Audio Input Left (+/-)***Notes:**

On vehicles with 6 CD disc changer, they are in a gray 20 pin plug, pins 13 and 3.

*Wiring Notes: Aux. Audio Input Right (+/-)***Notes:**

On vehicles with 6 CD disc changer, they are in a gray 20 pin plug, pins 14 and 3.

*Wiring Notes: Satellite Radio 12 Volts***Notes:**

If equipped, the XM Receiver is in the right side of the luggage compartment.

Wiring Photo and Notes: Headunit

Honda Accord
center of dash

**Notes:**

There are currently no notes for this item.

Wiring Photo and Notes: Left Front Speaker

Honda Accord
left front door

**Notes:**

There are currently no notes for this item.

Wiring Photo and Notes: Left Rear Speaker**Notes:**

There are currently no notes for this item.

Wiring Photo and Notes: Right Rear Speaker**Notes:**

There are currently no notes for this item.

Wiring Photo and Notes: Subwoofer

Honda Accord
center of rear deck

**Notes:**

There are currently no notes for this item.

Smart Starter Kill Relay

Relay Type:	n/a
Part #:	n/a
OE Relay Part #:	
Location:	n/a
Notes:	
n/a	
Alternate Part Notes:	
n/a	

CANBUS OEM Security System

Type:	HS (High Speed)
Firmware:	
VIN Code:	
Part #'s:	Directed 3903T, Viper 3903V, Clifford 330X3 (UK)
Notes:	

Interface Modules

SKU	Module Description	Upgradeable	Keys Required for Programming	Keys Required for Operation
-----	--------------------	-------------	-------------------------------	-----------------------------



www.orioncaraudio.com



#1 in Interface and Bypass Modules

www.directechs.com/InstallEssentials



© 2007 Directed Electronics. All Rights Reserved.

DirectWire and its vehicle information are for the sole use of authorized Directed Electronics personnel and it's participating dealers and distributors. The information contained on these pages may contain confidential and privileged information. Any unauthorized review, use, disclosure or distribution is prohibited.